

TivoTape

CB

LOW BRIGHTNESS INDOOR


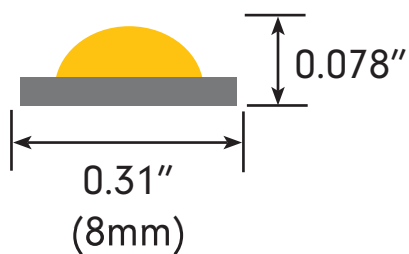




Project: \_\_\_\_\_ TYPE: \_\_\_\_\_

- Low bin tolerance with a 3 Step McAdam Elipse standard
- Indoor location suited with outdoor available
- High CRI value
- Factory soldered lead wire required
- IP54 Wet location available
- Multiple mounting channel options
- Large range of available Kelvin temperatures
- Low lead times
- 5 Year warranty

## Dimensions





Order Guide

PRODUCT CODE	INTENSITY	INSTALL	LED COLOR	VOLTAGE
<b>TPLCB</b>	<b>LB</b>	<b>I</b>		<b>24</b>
TPLCB = Tivotape COB	LB = Low Brightness	I = Indoor	22 = 2200K 24 = 2400K 27 = 2700K 30 = 3000K 35 = 3500K 40 = 4000K 50 = 5000K 65 = 6500K RD= Red	24 = 24V DC

Specification



Output (based on 3000K)									
Kelvin Temperature	2200K	2400K	2700K	3000K	3500K	4000K	5000K	6500K	Red
Lumens/ft	142	150	158	166.9	175.8	185.7	195.6	206.6	CF
Efficacy (Lm/W)	102	107.9	113.7	120	126.5	133.6	140.7	148.6	CF
Color Rendering Index (CRI)	90+								
Power Consumption W/ft	1.5 W/ft								
Measured Power Consumption W/ft	1.39 W/ft								
Maximum Run Length	64'								
Electrical									
Input Voltage	24V DC								
Power Supply	Class 2								
Wire Size (End Prep)	18 AWG, 2 wire								
Dimming	MLV/ELV/0-10V (Consult factory for DMX dimming)								
Physical									
LED Package	COB (Chip on FPC)								
Adhesive	3M VHB Tape								
Copper Trace	3 Ounce Copper Trace								
Dimensions	0.31"W x 0.078" H (8mm)								
Cut Increments	1.96"								
Operating Temperature	-40°F (-40°C) ~ 140°F (60°C)								
Certification and Testing									
Certification	cULus								
Lumen Maintenance (L70) Hours	60,000								
Binning Tolerance	3 Step MacAdam Elipse								
Environment	IP54 Wet Location								
Warranty	5 Years								

Snap Power Lead and Jumpers (For in-field connection)



**TPL-I-8-SNP-LEAD-XX**  
**XX = 6 (6"), 60 (60")**  
 2 conductor 20AWG lead wire  
 field attached  
 Sold 10pcs



**TPL-I-8-SNP-JUMPER-6**  
 6" 2 conductor 20AWG jumper  
 wire field attached  
 Sold 10pcs

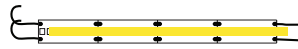


**TPL-I-8-SNP-JOINER**  
 2 conductor joiner field  
 attached  
 Sold 10pcs

Power Leads and Jumpers (Installed by Tivoli's certified solderers)



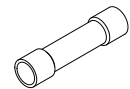
**TPL-I-LEAD-2-C**  
 LEAD/END  
 24" standard 2 conductor  
 18AWG lead wire factory  
 attached to one end of tape



**TPL-I-LEAD-2-D**  
 LEAD/LEAD  
 24" standard 2 conductor  
 18AWG lead wire factory  
 attached to both ends of tape

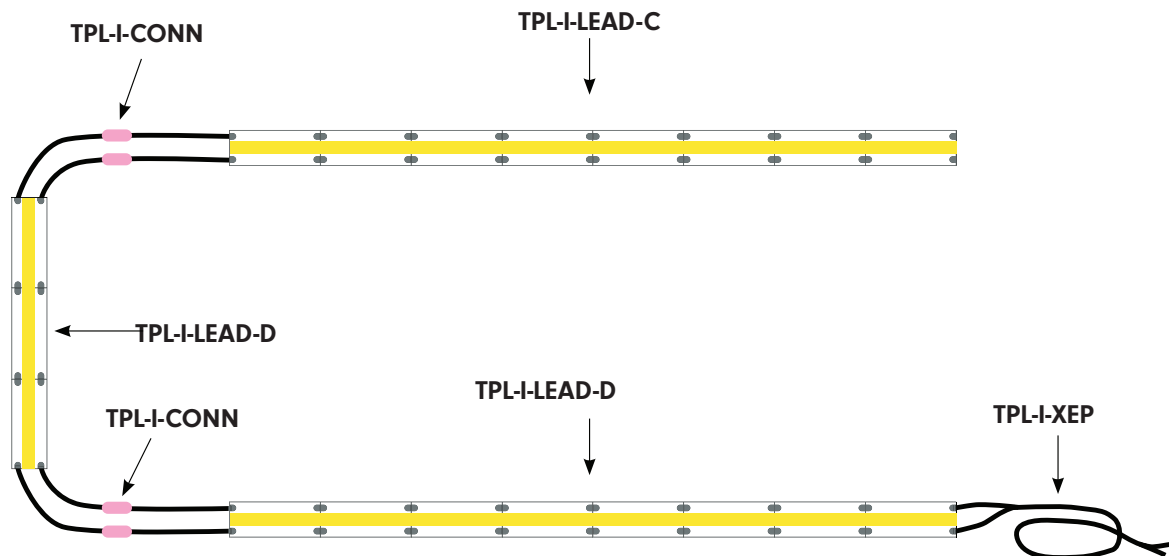


**TPL-I-XEP-2**  
 EXTRA LEAD WIRE  
 Additional factory attached  
 18AWG lead 2 wire to extend  
 lengths of LEAD-C and LEAD-D  
 up to 20 ft. max  
 Sold per foot

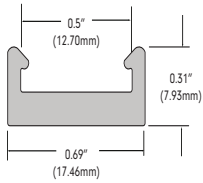


**TPL-I-CONN**  
 18-22AWG BUTT CONNECTORS  
 Used to interconnect factory  
 attached lead wires.  
 Sold individually.

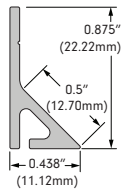
Power Leads and Jumper Wiring Diagram - Example



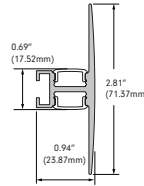
Compatible Extrusions



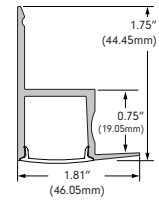
**MCHAN-8-LP**  
Low profile NO LENS OPTION  
clear polycarbonate, length 8'



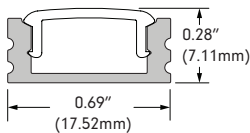
**TPL-I-45-MCH-8-S**  
White PVC, 45° NO LENS  
length 8'



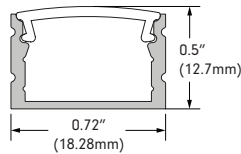
**DWAR-CHAN-SLV-6.5**  
Anodized Aluminum Extrusion,  
available in 6.5' lengths



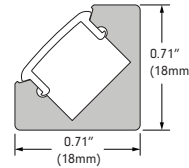
**EDGE-CHAN-SLV-6.5**  
Anodized Aluminum Extrusion,  
available in 6.5' lengths



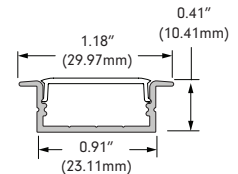
**MINI-CHAN-SLV-6.5**  
Anodized Aluminum Extrusion,  
available in 6.5' lengths



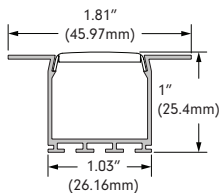
**MOFT-CHAN-SLV-6.5**  
Anodized Aluminum Extrusion,  
available in 6.5' lengths



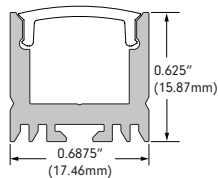
**DYER-CHAN-SLV-6.5**  
Anodized Aluminum Extrusion,  
available in 6.5' lengths



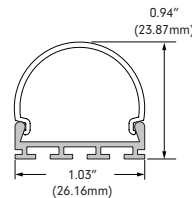
**WRNR-CHAN-SLV-6.5**  
Anodized Aluminum Extrusion,  
available in 6.5' lengths



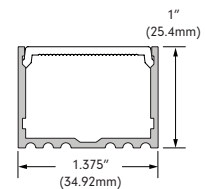
**NOYS-CHAN-SLV-6.5**  
Anodized Aluminum Extrusion,  
available in 6.5' lengths



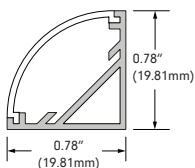
**VALN-CHAN-SLV-6.5**  
Anodized Aluminum Extrusion,  
available in 6.5' lengths



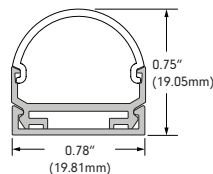
**DOME-CHAN-SLV-6.5**  
Anodized Aluminum Extrusion,  
available in 6.5' lengths



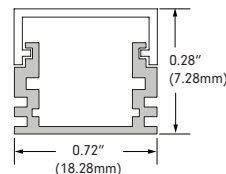
**ALTN-CHAN-SLV-6.5**  
Anodized Aluminum Extrusion,  
available in 6.5' lengths



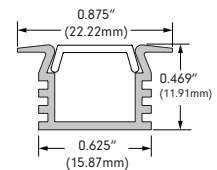
**MRSL-CHAN-SLV-6.5**  
Anodized aluminum extrusion  
available in 6.5' length



**HRIZ-CHAN-SLV-6.5**  
Anodized aluminum extrusion  
available in 6.5' length

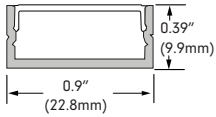


**ASTR-CHAN-SLV-6.5**  
Anodized aluminum extrusion  
available in 6.5' length

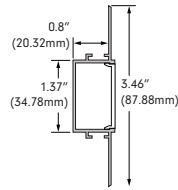


**EDIN-CHAN-SLV-6.5**  
Anodized Aluminum Extrusion,  
available in 6.5' lengths

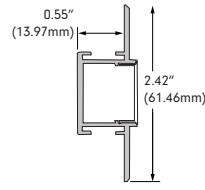
Compatible Extrusions



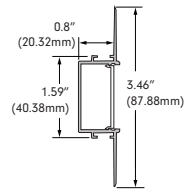
**COTA-CHAN-SLV-6.5**  
Anodized Aluminum Extrusion,  
available in 6.5' lengths



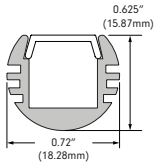
**CARU-CHAN-SLV-6.5**  
Anodized aluminum extrusion,  
available in 6.5' lengths



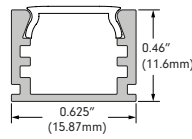
**HAYS-CHAN-SLV-6.5**  
Anodized Aluminum Extrusion,  
available in 6.5' lengths



**GLOR-CHAN-XXX-6.5**  
Anodized Aluminum Bendable  
Extrusion,  
available in 6.5' lengths




**NOVA-CHAN-SLV-6.5**  
Anodized Aluminum Extrusion,  
available in 6.5' lengths



**MOSR-CHAN-SLV-6.5**  
Anodized Aluminum Extrusion,  
available in 6.5' lengths

In-Wall Controls



**TVOQ-1-WH**  
White



**TVOQ-10-XX-7**  
XX = BK (Black), WH (White)



**TVOQ-2-BK**  
Black



Recommended Power Supplies

INFINITY - MLV / ELV / 0-10V / PWM / TRIAC

DESCRIPTION	CAT NO	APPLICATION	PRIMARY VOLTAGE	SECONDARY VOLTAGE	CIRCUIT BREAKERS	MAX LOAD	MIN LOAD	CIRCUIT CAPACITY
Infinity Series Class 2 Transformer	INF-J-30-1-1.3-24	Indoor / Outdoor	100 - 277V AC	24V DC	1	30W	3W	1.3A
	INF-J-60-1-2.5-24				1	60W	6W	2.5A
	INF-J-96-1-4-24				1	96W	9W	4A
	INF-J-192-2-4-24				2	2x96W	2x9W	2x4A
	INF-J-288-3-4-24				3	3x96W	3x9W	3x4A

ER

DESCRIPTION	CAT NO	APPLICATION	PRIMARY VOLTAGE	SECONDARY VOLTAGE	CIRCUIT BREAKERS	MAX LOAD	CIRCUIT CAPACITY
ER Series Class 2	ER-80-1-3.3-24-D	Indoor/ Outdoor	100-277V AC 50/60 Hz	24V DC	1	80W	3.3A
ER Series Class 2 0-10V Dimming	ERG-80-24-DIM1-10						

ADUL/ADNM - NON DIMMING

DESCRIPTION	CAT NO	APPLICATION	PRIMARY VOLTAGE	SECONDARY VOLTAGE	CIRCUIT BREAKERS	MAX LOAD	CIRCUIT CAPACITY
ADUL/ADNM Series Class 2 Transformer	ADNM-90-1-4-24-D	Indoor/Outdoor	100-277V AC 50/60 HZ	24V DC	1	90W	3.75A
	ADUL-120-1-4-24-D	Indoor			1	96W	4A
	ADUL-240-2-4-24-D	Indoor			2	2x96W	2x4A
	ADUL-320-3-4-24-D	Indoor			3	3x96W	3x4A

ADUL/ADNM - 0-10V DIMMING

DESCRIPTION	CAT NO	APPLICATION	PRIMARY VOLTAGE	SECONDARY VOLTAGE	CIRCUIT BREAKERS	MAX LOAD	CIRCUIT CAPACITY
ADUL/ADNM Series Class 2 Transformer	ADNM-90-1-4-24-DOT	Indoor/Outdoor	100-277V AC 50/60 HZ	24V DC	1	90W	3.75A
	ADUL-120-1-4-24-DOT	Indoor			1	96W	4A
	ADUL-240-2-4-24-DOT	Indoor			2	2x96W	2x4A
	ADUL-320-3-4-24-DOT	Indoor			3	3x96W	3x4A

ADUL/ADNM - DMX SINGLE ADDRESS

DESCRIPTION	CAT NO	APPLICATION	PRIMARY VOLTAGE	SECONDARY VOLTAGE	CIRCUIT BREAKERS	MAX LOAD	CIRCUIT CAPACITY
ADUL/ADNM Series Class 2 Transformer	ADNM-90-1-4-24-DIN	Indoor/Outdoor	100-277V AC 50/60 Hz	24V DC	1	90W	3.75A
	ADUL-120-1-4-24-DIN	Indoor			1	96W	4A
	ADUL-240-2-4-24-DIN	Indoor			2	2x96W	2x4A
	ADUL-320-3-4-24-DIN	Indoor			3	3x96W	3x4A

## Recommended Power Supplies

### ADUL - DMX MULTI ADDRESS

DESCRIPTION	CAT NO	APPLICATION	PRIMARY VOLTAGE	SECONDARY VOLTAGE	CIRCUIT BREAKERS	MAX LOAD	CIRCUIT CAPACITY
ADUL Series Class 2 Transformer	ADUL-240-2-4-24-DIN-2	Indoor	100-277V AC 50/60 Hz	24V DC	2	2x96W	2x4A
	ADUL-320-3-4-24-DIN-3				3	3x96W	3x4A

### ADNM - DMX/DALI FLICKER-FREE FOR TV STUDIO

DESCRIPTION	CAT NO	APPLICATION	PRIMARY VOLTAGE	SECONDARY VOLTAGE	CIRCUIT BREAKERS	MAX LOAD	CIRCUIT CAPACITY
ADNM Series Class 2 Transformer	ADNM-120-1-4-24-DTV	Indoor / Outdoor	100-277V AC 50/60 HZ	24V DC	1	1x96W	1x4A
	ADNM-240-2-4-24-DTV				2	2x96W	2x4A
	ADNM-320-3-4-24-DTV				3	3x96W	3x4A

## Recommended Dimmers

### DIMMING - 0-10V

DESCRIPTION	CAT NO	APPLICATION	INPUT VOLTAGE	OUTPUT VOLTAGE	MAX LOAD
0-10V Dimmer	DIM-LD-010	Indoor	12V/24V DC	12V/24V DC	30 mA max. output (sink only)

### DIMMING -MLV

DESCRIPTION	CAT NO	APPLICATION	INPUT VOLTAGE	OUTPUT VOLTAGE	MAX LOAD
MLV Dimmer	N-600	Indoor	120V AC	120V AC	450W
	N-1000				800W
	N-1500				1200W
	D-600				450W
	M-600				450W
	M-1000				800W

### DIMMING - ELV

DESCRIPTION	CAT NO	APPLICATION	INPUT VOLTAGE	OUTPUT VOLTAGE	MAX LOAD
ELV Dimmer	ME-600	Indoor	120V AC	120V AC	450W
	DE-300				300W